



special orders Catalog

SPECIAL ORDERS FURNITURE
BUYER'S GUIDE



SPECIAL ORDER OFFICE FURNITURE

Together We Can Design Something Unique For You

Sometimes customizing your office furniture to your own style is worth the wait. The following brands offer special order products and services that can help you design your dream space. Choose your style, fabric, finish and more. It takes a little longer to get your furniture, but it's worth the wait to bring your vision to life.

If We Don't Stock It, We'll Order It!



INDIANA FURNITURE



VIRCO



DIVERSIFIED



CANDEX



9 TO 5 SEATING



HPFI



MOORECO



SCREENFLEX



ESTIMATED LEAD TIMES

SPECIAL ORDER

SO - SPECIAL ORDER: We have placed the **SO** prefix before model numbers that are special order items. Please note that lead times on special order items can vary greatly.

QUICKSHIP

QS - QUICKSHIP: We have placed the **QS** prefix before model numbers that are quickship items. Delivery time is approximately 1-3 weeks.

GENERAL OVERVIEW FOR VENDORS

Indiana Furniture

- Laminate & Veneer Desks

Candex Custom Corp.

- Laminate Desks & Components

Diversified Spaces

- Educational Lab Furniture

Virco

- Educational Furniture & Seating

Screenflex

- Mobile Dividers & Panels

Mooreco

- Magnetic & Dry-Erase Glass Boards

HPFI

- Hospitality & Guest Seating

9to5

- Mesh Task Seating

FireKing

- Fire-Resistant Storage Files

Intellicare Furniture

- Healthcare Furniture & Seating Solutions

PLEASE CONTACT YOUR SALES REPRESENTATIVE FOR DETAILS, LEAD TIME & PRICING

Prices subject to change at any time.



Canvas COLLECTION

Indiana[®]
FURNITURE

Always stylish, comfortable and effortlessly adaptable, Canvas enlivens corporate environments with refined aesthetics, born from an appealing mix of materials, finishes, and components. With an enhanced selection of multidimensional components, the creation of an ultra-functional workspace is limited only by your imagination. Create your ideal office today!

SO = SPECIAL ORDER



LAMINATE OPTIONS - TFL OR HPL TOPS

BW Beigewood	SM Sugar Maple	ORW Oak Riftwood	WTA Weathered Ash	SBP Smokey Brown Pear
AS Asian Night	TK Studio Teak	PNW Pinnacle Walnut	HM Harvest Maple	GC Golden Cherry
SKC Shaker Cherry	SCH Select Cherry	WC Williamsburg Cherry	MW Mahogany Walnut	CO Columbian Walnut
EF Espresso	WH Designer White	WHS White Sand	FHG Fashion Grey	PPD Pepperdust
SG Slate Grey	BL Black			

**ITEMS ON THIS PAGE ARE SPECIAL ORDER
PLEASE CONTACT YOUR LOCAL
SALES REPRESENTATIVE FOR DETAILS**

EDGE OPTIONS



**CHOOSE FROM
4 EDGE OPTIONS**

PULL OPTIONS

*AAC Aluminum Arc	*ABU Aluminum Buckle
*AEL Aluminum Elite	*AFC Aluminum Focus
*AQD Aluminum Quadra	*ABM Aluminum Beam
AAV Aluminum Alcove	CAV Chrome Alcove
AFL Aluminum Flair	CFL Chrome Flair
*AST Aluminum Studio	*CST Chrome Studio
*NBT Nickel BowTie	

Please Note:
*Pulls Also Available
In Black Finish.

Phoenix's clean, transitional styling is at ease in both contemporary and traditional settings. A molded base profile and overhanging work surface infuse Phoenix with an engaging blend of classic and contemporary detailing. The table desk imparts modern simplicity, while warm, richly grained woods add distinction without compromising the budget. The Phoenix Collection is the perfect choice for value minded companies, who want a sophisticated yet uncomplicated furniture solution.

Phoenix COLLECTION

SO = SPECIAL ORDER



FINISH OPTIONS - VENEER OR HPL TOPS

LW Legacy Walnut	AW Artisan Walnut	CO Columbian Walnut
EW Espresso	DFW Dk. Forest Walnut	SCH Select Cherry
HW Harvest Walnut	GC Golden Cherry	WC Williamsburg Cherry
MW Mahogany Walnut	SKC Shaker Cherry	DC Dark Cherry

RED Color indicators - Available In High Pressure Laminate Tops.

PULL OPTIONS

*AAC Aluminum Arc	*AFC Aluminum Focus
*AOR Aluminum Orbit	*ABU Aluminum Buckle
CFL Chrome Flair	*ABM Aluminum Beam
*AEL Aluminum Elite	AFL Aluminum Flair
*AQD Aluminum Quadra	*NBT Nickel BowTie

Please Note: *Pulls Also Available In Black Finish.



All Phoenix Tops Come Standard With Transitional Edge Detail

ITEMS ON THIS PAGE ARE SPECIAL ORDER - CONTACT FOR MORE DETAILS

Contemporary Value **SERIES**

Looking for office furniture that is both simply stylish and durable? Look no further than the Contemporary Value Series by Candex, who is known for custom made quality and durability. Coming in nine finish options, you can create the ideal office that works for you.

CANDEX
CUSTOM CORP.



DOUBLE PEDESTAL DESK

- Box/file each pedestal, one side locking
- Full modesty (add \$36)

MODEL #	DIMEN.	LIST
SO2MMP200	60"W x 30"D	\$828.00
SO2MMP212	66"W x 30"D	\$906.00
SO2MMP219	72"W x 30"D	\$996.00
SO2MMP210	72"W x 36"D	\$1,017.00



SINGLE PEDESTAL DESK

- Locking box/file in pedestal (left or right)
- Includes grommet
- Full modesty (add \$36)

MODEL #	DIMEN.	LIST
SO2MMP240	48"W x 24"D	\$567.00
SO2MMP245	48"W x 30"D	\$645.00
SO2MMP206	60"W x 30"D	\$687.00
SO2MMP207	66"W x 30"D	\$741.00
SO2MMP238	72"W x 30"D	\$858.00
SO2MMP208	72"W x 36"D	\$924.00



RETURN

- Box/file in pedestal (left or right)
- Includes grommet
- Full modesty (add \$36)
- For 48"W (add \$36)

MODEL #	DIMEN.	LIST
SO2MMP3201	42"W x 20"D	\$516.00
SO2MMP3202	42"W x 24"D	\$570.00



HUTCH W/NO DOORS - 32"H

- Solid back, F45
- Full width wire management included
- Double sided tape included
- For set of 4 doors (add \$270.00)

MODEL #	DIMEN.	LIST
SO2MMP5045	48"W x 15"D	\$384.00
SO2MMP5060	60"W x 15"D	\$480.00
SO2MMP5066	66"W x 15"D	\$525.00
SO2MMP5072	72"W x 15"D	\$579.00



DOUBLE PEDESTAL CREDENZA

- Box/file each pedestal, one side locking
- Full modesty (add \$36)

MODEL #	DIMEN.	LIST
SO2MMP201	60"W x 20"D	\$816.00
SO2MMP222	66"W x 20"D	\$837.00
SO2MMP211	72"W x 20"D	\$975.00

SINGLE PEDESTAL CREDENZA

- Locking box/file in pedestal (left or right)
- Includes grommet
- Full modesty (add \$36)

MODEL #	DIMEN.	LIST
SO2MMP216	60"W x 20"D	\$669.00
SO2MMP217	66"W x 20"D	\$687.00
SO2MMP218	72"W x 20"D	\$789.00



L SHAPE DESK

- Box/file each pedestal, one side locking
- Full modesty (add \$69)
- For 48"W return (add \$36)

MODEL #	DIMEN.	LIST
SO2MMP203	60"W x 30"D (Desk) 42"W x 20"D (Return)	\$1,203.00
SO2MMP204	66"W x 30"D (Desk) 42"W x 24"D (Return)	\$1,311.00



BRIDGE & MODESTY

- Includes 1" modesty, grain up & down
- For 48"W (add \$36)

MODEL #	DIMEN.	LIST
SO2MMP50034	42"W x 20"D	\$279.00
SO2MMP50054	42"W x 24"D	\$324.00



TWO DRAWER LATERAL

- Includes lock
- 200 lb capacity ball bearing sides

MODEL #	DIMEN.	LIST
SO2MMP551	30"W x 20"D	\$750.00
SO2MMP550	36"W x 20"D	\$789.00



SKU: SOCANDEX1
Total List: \$1,707.00

Includes: 2MMP207,
2MMP50034, 2MMP217
Excludes Seating & Accessories.



SKU: SOCANDEX2
Total List: \$2,124.00
Includes: 2MMP200,
2MMP5060, 2MMP201
Excludes Accessories.

BOOKCASES ALL 1" (BLACK MASONITE BACKS)


- Decorative bracket construction
- Adjustable glides included
- Common dimensions: 32"W x 12"D

MODEL #	DIMEN.	LIST
SO2MMP29B11	2 Shelf - 29"H	\$234.00
SO2MMP48B11	3 Shelf - 48"H	\$342.00
SO2MMP61B11	4 Shelf - 61"H	\$399.00
SO2MMP72B11	5 Shelf - 72"H	\$462.00

*Pictured w/Solid Backs (SB)
For Solid Backs Add 30%*



FINISHES AVAILABLE:



FULLY ASSEMBLED

SO = SPECIAL ORDER



The Complete OFFICE Have **CANDEX** Build Your COMPLETE OFFICE

TOP VIEW



THE COMPLETE OFFICE - 23-PERSON OFFICE IN A 40' FT X 40' FT (1,600 SQ. FT AREA)

1. Reception (See Pg. 241 for Pricing & Description)
2. Showroom Area (See Pg. 240 for Pricing & Description)
3. Storage / Lateral (See Pg. 240 for Pricing & Description)
4. Lockers (See this Page for Pricing & Description)
5. Coffee / Kitchenette (See this Page for Pricing & Description)
6. Manager's Office (See Page 238 for Pricing & Description)
7. Carols / Cubicles (See Page 241 for Pricing & Description)
8. Sorter / Storage (See Page 240 for Pricing & Description)
9. Executive Office (See this Page for Pricing & Description)
10. Conference Room (See Page 241 for Pricing & Description)
11. Buffet Credenza (See Page 240 for Pricing & Description)



#3MSATI927

★ **NEW!**



#3MSATI925

★ **NEW!**

**DOUBLE PEDESTAL
CREDENZA - B/F-B/F**
SKU: SO3MSATI927 ★
20"W x 66"D x 29"H
List: \$2,382.00

**DOUBLE PEDESTAL DESK
- DOOR/B/F - DOOR/B/F**
SKU: SO3MSATI925 ★
• Sorter behind doors & proud door
• Raised top & drawer fronts
30"W x 84"D x 29"H
List: \$2,997.00

**AVAILABLE IN ANY OF CANDEX'S 34 COLOR OPTIONS - SEE PAGE 241
- INCLUDING 2-TONE & EDGE TREATMENT OPTIONS AT NO EXTRA CHARGE**

★ **NEW!** 1-Person from 6-Person Workstation & 1-Person from 4-Person Workstation

OFFICE AREA



#NY511WS

1-PERSON STATION ★

Includes: TOP 30 x 66 / TOP 24 x 48
(2x #PL7-30) / (1x #PL7-24) / #NY511WS

LIST	2MMP	3MM1
\$4,275.00	\$4,557.00	



#NY518BW

1-PERSON STATION ★

Includes: TOP 30 x 66 / TOP 24 x 48
(2x #PL7-30) / (1x #PL7-24) / #NY518BW

LIST	2MMP	3MM1
\$4,173.00	\$4,437.00	

**WS = WARDROBE LEFT / B/B/F STORAGE RIGHT
BW = B/B/F BOOKCASE LEFT / WARDROBE RIGHT - 56"H**

MODEL #	DIMEN.	2MMP LIST	3MM1 LIST
SONY511SW ★	30"W x 24"D	\$1,971.00	\$2,190.00
SONY511WS ★	30"W x 24"D	\$1,971.00	\$2,190.00
SONY518BW ★	30"W x 24"D	\$1,869.00	\$2,070.00
SONY518WB ★	30"W x 24"D	\$1,869.00	\$2,070.00

#TOP



#U-LEG



TOPS - 1" THICK

DIMEN.	2MMP LIST	3MM1 LIST
48"W x 24"D ★	\$168.00	\$192.00
48"W x 30"D ★	\$210.00	\$240.00
60"W x 24"D ★	\$210.00	\$240.00
60"W x 30"D ★	\$264.00	\$300.00
66"W x 24"D ★	\$231.00	\$264.00
66"W x 30"D ★	\$291.00	\$330.00
72"W x 24"D ★	\$252.00	\$288.00
72"W x 30"D ★	\$315.00	\$360.00

U-LEGS - 28"H

MODEL #	DIMEN.	LIST
SOPL724 ★	24"D	\$615.00
SOPL730 ★	30"D	\$615.00

COFFEE / KITCHENETTE



#399KT

KITCHEN BASE UNIT
SKU: SO399KT
90"W x 24"D x 36"H
• Fridge not included
List: \$2,103.00

SO = SPECIAL ORDER



Gold Stars Indicate
Product New for 2022.



#22330

COFFEE COUNTER
SKU: SO22330
30"W x 15"D x 30"H
List: \$1,185.00

LOCKERS

LOCKER - 4 DOOR
SKU: SO3MM1533

- All 1" material w/adjustable glides
 - Individual locks w/handle for each door
 - Solid back
- 16"W x 20"D x 70"H
List: \$1,308.00



Component **SERIES**

**3MM1 EDGE ITEMS ON THIS PAGE AVAILABLE
IN 34 COLORS (Including 2-Tone and Edge Treatment)**

CANDEX
CUSTOM CORP.

**POWER of
CHOICE**

42"High - **SHOWROOM/STORAGE/WORKSTATION**



#3MM1673

→ **SKU: SOCANDEX3**
Total List: \$6,276.00

Includes: 3MM1TOP10842,
3MM1670 (2), 3MM1671

MODEL #	DESCRIPTION	DIMENSION	LIST PRICE
SO3MM1TOP10842	Top	108"W x 42"D x 1"H	\$756.00
SO3MM1671	Base Unit (Open Compartments+2 Doors)	36"W x 24"D x 41"H	\$1,410.00
SO3MM1670	Base Unit (4-Drwr Top+2-Drwr Bottom)	36"W x 24"D x 41"H	\$2,055.00
SO3MM1673	Credenza (2-Door+8-Drwr)	72"W x 20"D x 36"H	\$2,757.00



All Drawers In This Series Are Made In 1/2" White Laminate Including The Bottom (Solid Bottom) So They Can Withhold Heavy Weight.

CREATE & DESIGN

LATERAL FILES/CREDENZAS/STORAGE

** ALL 1" THICK UNITS COME WITH ADJUSTABLE GLIDES

* ALL TALL STORAGE UNITS COME WITH
MATCHING BACK 3/4" THICK

2 DRAWER LATERAL/STORAGE W/LOCKS - 29"H

MODEL #	DIMEN.	2MMP LIST	3MM1 LIST
SO250	72"W x 20"D	\$1,530.00	\$1,857.00
SO263	72"W x 24"D	\$1,680.00	\$2,004.00



4 DRAWER LATERAL - 29"H

MODEL #	DIMEN.	2MMP LIST	3MM1 LIST
SO25050	72"W x 20"D	\$1,686.00	\$2,013.00
SO25053	72"W x 24"D	\$1,866.00	\$2,142.00



4 DOOR STORAGE W/LOCKS - 29"H

MODEL #	DIMEN.	2MMP LIST	3MM1 LIST
SO255	72"W x 20"D	\$1,347.00	\$1,770.00
SO244	72"W x 24"D	\$1,515.00	\$1,836.00



STORAGE CREDENZA B/F/F-DOOR-B/B/FL - 29"H

MODEL #	DIMEN.	2MMP LIST	3MM1 LIST
SO298	72"W x 20"D	\$1,599.00	\$2,064.00
SO29824	72"W x 24"D	\$1,743.00	\$2,259.00



4 DWR/4 DOOR BUFFET HEIGHT CREDENZA W/LOCKS - 36"H

MODEL #	DIMEN.	2MMP LIST	3MM1 LIST
SO397	72"W x 20"D	\$2,224.00	\$2,739.00
SO398	72"W x 24"D	\$2,460.00	\$3,027.00



36"H



← SORTER/STORAGE

MODEL #	DIMEN.	LIST
SORTER		
SO3MM1538	36"W x 12"D x 36"H	\$1,662.00
2- DOOR STORAGE		
SO3MM1555	36"W x 20"D x 29"H	\$849.00

*SORTER (TOP)

*DESK SHELF W/24" FIXED SHELF (BOTTOM)

MODEL #	DIMEN.	LIST
SO5777	66"W x 15"D x 30"H	\$2,721.00
SOSH10966	66"W x 30"D x 29"H	\$1,059.00



*WARDROBE - STORAGE - F/FL - 25"W (1" MATERIAL)**

MODEL #	DIMEN.	2MMP LIST	3MM1 LIST
SO5866	20"D x 65"H	\$1,707.00	\$1,875.00
SO5867	24"D x 65"H	\$1,830.00	\$2,004.00
SO5868	20"D x 72"H	\$1,791.00	\$1,962.00
SO5869	24"D x 72"H	\$1,917.00	\$2,082.00



*2 DOOR STORAGE W/LOCKS - 72"H (1" MATERIAL) **

• Three adjustable shelves & one fixed shelf w/locks

MODEL #	DIMEN.	2MMP LIST	3MM1 LIST
SO5832	36"W x 20"D	\$1,278.00	\$1,446.00
SO583224	36"W x 24"D	\$1,464.00	\$1,575.00



*2 DRAWER LATERAL, 2 DOOR STORAGE W/LOCKS - 72"H (1" MATERIAL) **

• Two adjustable shelves & one fixed shelf

MODEL #	DIMEN.	2MMP LIST	3MM1 LIST
SO5830	36"W x 20"D	\$1,851.00	\$2,025.00
SO583024	36"W x 24"D	\$1,980.00	\$2,151.00



2MMP - Available in 9 COLORS (See Page 238)

3MM1 - Available in 34 COLORS (See Page 241)

CALL YOUR LOCAL SALES REPRESENTATIVE FOR DETAILS

65"H Carol **CUBICLE** Custom Sizes - 34 Colors Reception **DESK** **CANDEX** CUSTOM CORP.

★ **NEW!** Vast Choice Of Sizes Available

Must Specify Either (RC) Rounded or (SQ) Squared Corners



MODEL #	DESCRIPTION	DIMENSION	LIST PRICE
SO610★	Carol Unit	30"W x 24"D x 42"H	\$888.00
SO611★	Carol Unit	42"W x 24"D x 42"H	\$915.00
SO611/189★	Carol Unit ¾ B/F	42"W x 24"D x 42"H	\$1,398.00
SO611/190★	Carol Unit - B/BF	42"W x 24"D x 42"H	\$1,548.00
SO189	Pedestal - ¾ B/F		\$459.00
SO190	Pedestal - Full B/B/F		\$600.00
SO191	Pedestal - Full F/F		\$600.00

Excellent For
Administrative
Facilities &
Classrooms



MODEL #	DESCRIPTION	DIMENSION	LIST PRICE
SO3MM1679190	Reception Desk - B/B/FL (L or R) w/Insert Cubbies	72"W x 30"D x 42"H	\$3,399.00
SO6003190	Single Pedestal Reception Return - B/B/F	48"W x 24"D x 42"H	\$1,386.00

Note: Our Laminate Material Is Easily Disinfected With Wipes Where As Material Cubicles Are Not.

Conference **TABLES** Any Size, Any Shape, Any Profile, Any Thickness & Any Base

16' Table Top ★ **NEW!**



See Page 240 for Price


SKU: **SOCANDEX7★**
Total List: \$6,798.00

Includes:
4' x 16' x 2" Top, (2) PB1, (3) CL5,
Excludes Seating
*Boat Top Made in 2 Piece Top

5 TABLE BASES



5 PROFILES, 3 THICKNESSES




SO = **SPECIAL ORDER**

★ Gold Stars Indicate
Product New for 2022.

CANDEX 3MM1 FINISHES - AVAILABLE BY SPECIAL ORDER

All Are Available In All Of Our 34 Colors Including 2-Tone And Edge Treatment At **NO EXTRA CHARGE**



PLEASE CALL YOUR SALES REP FOR DETAILS & LEAD TIMES. PRICING SUBJECT TO CHANGE.

DESKS | LAMINATE 241

Educational LAB FURNITURE

PLAIN APRON TABLE

These tables are built for years of dependable service. Legs and aprons are constructed of solid red oak. They are finished with a chemical resistant, earth-friendly UV finish. Aprons are constructed of solid red oak and are 13/16"D x 4 1/2"H with heavy-duty 13-gauge steel corner braces. 2 1/4" square solid oak legs, with 5/8" hanger bolts installed, are attached to apron with nuts and washers supplied. All tables are equipped with non-skid adjustable glides for precise leveling and for prevention of rocking on uneven floors. Tables are supplied with black rubber leg boots which offer protection against scuffing and chemical spills. Standard table height is 30" with a weight capacity of 500 lbs. (Shipped KD with tops attached)



MODEL #	DESCRIPTION	DIMENSION
QSP710LBBK30N	Oak/Plastic Laminate Top	48"W x 24"D x 30"H
QSP7102K30N	Oak/ChemGuard Top	48"W x 24"D x 30"H
QSP7106K30N	Oak/Solid Epoxy Top	48"W x 24"D x 30"H
QSP720LBBK30N	Oak/Plastic Laminate Top	54"W x 24"D x 30"H
QSP7202K30N	Oak/ChemGuard Top	54"W x 24"D x 30"H
QSP7206K30N	Oak/Solid Epoxy Top	54"W x 24"D x 30"H
QSP7206M30N	Maple/Solid Epoxy Top	54"W x 24"D x 30"H
QSP760LBBK30N	Oak/Plastic Laminate Top	60"W x 24"D x 30"H
QSP7602K30N	Oak/ChemGuard Top	60"W x 24"D x 30"H
QSP7606K30N	Oak/Solid Epoxy Top	60"W x 24"D x 30"H

FAB-LAB WORKBENCH

Perfect for Makerspaces and Fab-Labs. It can be adjusted in height from 25 1/2"H to 35 1/2"H. Add the optional 5" locking casters and you'll add another 6" in height. The legs are 12-gauge steel and have 14-gauge stringers for strength and stability. The steel base is finished with a gray baked enamel finish. The static weight capacity is 1400 lbs. without casters and 1000 lbs. with casters added. Need storage? Add the 18-gauge 8"D shelf. Choose from a 1 3/4" thick maple work surface or the 1 1/2" thick ShopTop.



Pictured w/Optional Shelf & Casters

MODEL #	DESCRIPTION	DIMENSION
QSAMS60305G	Top: Maple	60"W x 30"D x 35 1/2"H
SOAMS60307G	Top: ShopTop	60"W x 30"D x 35 1/2"H
QSAMS72305G	Top: Maple	72"W x 30"D x 35 1/2"H
SOAMS72307G	Top: ShopTop	72"W x 30"D x 35 1/2"H
SOAMS96305G	Top: Maple	96"W x 30"D x 35 1/2"H
SOAMS96307G	Top: ShopTop	96"W x 30"D x 35 1/2"H
SO255588G	18 Gauge Shelf - 60"	60"W x 8"D
SO255589G	18 Gauge Shelf - 72"	72"W x 8"D
SO255590G	18 Gauge Shelf - 96"	96"W x 8"D
SO253996	Heavy Duty Casters (Set of 4)	4"H

Table/Base Finish: Oak
Top Finish: Black Epoxy Resin

QS = QUICKSHIP

SO = SPECIAL ORDER

FORWARD VISION I

This popular workstation allows four students to work at a single station while all are facing the teacher. The unique design leaves enough room to store four stools (not included) under the workstation. Sink units come with two combination cold water/gas fixtures. It comes with two GFI electrical outlets, and ample storage. The door cabinet comes with two adjustable shelves. The station is finished with a chemical resistant, earth-friendly UV finish. All doors and drawers' lock.



MODEL #	DESCRIPTION	DIMENSION
QS2946K	Solid Epoxy Top	96"W x 50"D x 36"H

TWO-STATION STEEL WORKBENCH

Base consists of a single-faced heavy gauge unit, welded and riveted throughout. The unit provides six locker openings (12"W x 21"D x 15"H). Vented doors have spring loaded hinges, padlock hasp, and knockout plug for cylinder locks. Top is constructed of 2 1/4" maple. Available with or without vises. Gray (WB60) or black (WB6BL) for base unit.



MODEL #	DESCRIPTION	DIMENSION
SOWB60V	Two-Station/0 Vises (Gray)	64"W x 28"D x 33 1/4"H
SOWB61V	Two-Station/1 Vise (Gray)	64"W x 28"D x 33 1/4"H
SOWB62V	Two-Station/2 Vises (Gray)	64"W x 28"D x 33 1/4"H
SOWB6BL0V	Two-Station/0 Vises (Black)	64"W x 28"D x 33 1/4"H
SOWB6BL1V	Two-Station/1 Vise (Black)	64"W x 28"D x 33 1/4"H
SOWB6BL2V	Two-Station/2 Vises (Black)	64"W x 28"D x 33 1/4"H



5' INSTRUCTOR DESK

Complete demonstration center constructed of solid oak hardwood and oak veneers. It is finished with a chemical resistant, earth-friendly UV finish. Included are four drawers (three small, one file), and a large cupboard. The drawers are expertly crafted from the finest materials with dovetail joinery throughout. Drawers run on epoxy coated steel glides with nylon bearings for smooth operation. All units come with a GFI protected AC duplex receptacle. Unit comes

with combination cold water/gas fixture, and polypropylene trap. Comes standard with pull out writing board, support rod with crossbar, rubber base molding and locks for cupboard and all drawers.

MODEL #	DESCRIPTION	DIMENSION
QS1216KL	Solid Epoxy Top	60"W x 30"D x 36"H

PLEASE CALL YOUR SALES REP FOR DETAILS, LEAD TIMES & PRICING.

Educational LAB FURNITURE



A-FRAME TABLE

- Bring an element of style to any space with this customizable, extremely versatile table
- Available in 3 widths, 3 depths, and 2 heights in two frame colors, combined with numerous top options providing over 3,000 combinations
- Heavy-gauge metal frame with full tube leg construction and dual cross-top supports
- 4" Industrial casters
- 3mm PVC edge banding creates a durable, seamless edge
- (2) Powder-coated frame colors
- (2) Top laminate options
- (8) Edge banding choices

SIZE OPTIONS

- Widths - 48" - 60" - 72"
- Depths - 36" - 42" - 48"
- Heights - 30" - 36"


FRAME COLOR OPTIONS

- B - Black
- S - Silver

EDGE BAND OPTIONS:



TOP OPTIONS:



Please Note: Butcher Block Tops Are 1 3/4" Thick. Laminate Tops Are 1 1/4" Thick.

FRAME OPTIONS:



STAINLESS STEEL WORK TABLE W/GALVANIZED LEG & UNDER SHELF

- T-430 18 ga. Stainless Steel Top
- 1-5/8" Galvanized Legs & Adjustable Under shelf
- Top Reinforced with (2) 5", "C" Channels
- 1-1/4" Adjustable High Impact Corrosion Resistant Feet
- NSF Approved
- 34-3/4" Height

MODEL

SOXS7230
SOXS6030
SOXS4830
SOXS3630

DIMENSION

72"L x 30"W
60"L x 30"W
48"L x 30"W
36"L x 30"W



#210TERC Pictured in Light Oak/Black

Laminate Pedestals



#245TERC Pictured in Gray Granite/Black

Laminate Pedestals

**TEACHER'S DESKS
FINISHES AVAILABLE:**



**SO(230) Light Oak
(405) Black**



**SO(891) Gray Granite
(405) Black**

SO = SPECIAL ORDER

Teacher's **METAL LEG DESKS**

FEATURES

- All laminated wood desk tops with black metal legs. Tops feature rounded corner edges for comfort and safety
- Desk top features a 6" rear overhang for easy student conferencing

TEACHER'S DOUBLE 3/4 PEDESTAL DESK

SKU: SO210TERC

- Box/box/box drawer in left pedestal & box/file drawer in right pedestal w/locks
- 72"W x 30"D x 29"H
List: \$1,314.00

TEACHER'S DOUBLE 3/4 PEDESTAL DESK

SKU: SO200TERC

- Box/box/box drawer in left pedestal & box/file drawer in right pedestal w/locks
- 60"W x 30"D x 29"H
List: \$1,233.00

TEACHER'S SINGLE 3/4 PEDESTAL DESK

SKU: SO245TERC

- Box/file drawer in right pedestal w/locks
- 48"W x 30"D x 29"H
List: \$960.00

TEACHER'S SINGLE 3/4 PEDESTAL DESK

SKU: SO240TERC

- Box/file drawer in right pedestal w/locks
- 43"W x 24"D x 29"H
List: \$873.00

**34 Desk Top Finishes Available By Special Order
(See Page 241 For Selection)**

4000 Series **ACTIVITY TABLES**

These activity tables are perfect at home, in the classrooms, training rooms, workrooms, and mail rooms. They are the ideal table for collaborative learning environments. Available in 25 sizes and shapes, you can create a look that will make your space unique. Start collaborating today, when you choose the 4000 Series Activity Tables.

VIRCO 10 YEAR WARRANTY **SO = SPECIAL ORDER**

SKU	RECTANGULAR TOP SIZES	SKU	MISC. TOP SIZES
SO482436	24" x 36"	SO4842R	42"Dia.
List: \$396.00		Round	List: \$532.00
SO482448	24" x 48"	SO4848R	48"Dia.
List: \$428.00		Round	List: \$653.00
SO482472	24" x 72"	SO4860R	60"Dia.
List: \$587.00		Round	List: \$863.00
SO483048	30" x 48"	SO484848	48" x 48"
List: \$444.00		Square	List: \$653.00
SO483060	30" x 60"	SO48KID72	48" x 72"
List: \$540.00		Kidney	List: \$1,072.00
SO483072	30" x 72"	SO48TRAP60	30" x 60"
List: \$604.00		Trapezoid	List: \$623.00
SO483636	36" x 36"		
List: \$428.00			
SO483660	36" x 60"		
List: \$556.00			
SO483672	36" x 72"		
List: \$619.00			

**4000 Series Tables Now Available In 25 Sizes
Starting At 24"D - Call For Details**



**Standard Tubular Steel Legs Let
You Adjust Top Height From 22"
To 30" In One Inch Increments**



Sturdy 1 1/2" Thick Table Tops.
Table Edges Are Cushioned With
Protective T-Mold Banding.

4000 SERIES - FINISHES AVAILABLE SPECIAL ORDER:

Laminate Finishes/Banding:



Upper Frame:



Please Note: Lower Legs Are Chrome.

Classic Series™ CHAIR DESKS VIRCO 10 YEAR WARRANTY



Stout 1½" tubular steel frame for strength. Your choice of a space-saving tablet arm model, or a study top combo with a larger work surface. Each model is equipped with a durable high-pressure laminate work surface and under seat steel rod book rack.



#9700BR
Navy w/Medium
Oak Work Surface

TABLET-ARM CHAIR DESK

SKU: **SO9700BR**

- Standard Desk Surface - 20 x 12 x 25
 - Book Rack
- 24"W x 33½"D x 30"H
List: \$487.00



CHAIR DESK

SKU: **SO9400BR**

- Large Desk Surface - 24 x 18
 - Book Rack
- 24"W x 33½"D x 30"H
List: \$507.00

Colors/Finishes Available:

Shown w/Medium Oak Writing Surface,
Navy Seat & Chrome Frame. Additional
Finish/Color Options Available - **Call Your
Local Sales Representative For Details**



#9400BR
Navy w/Medium
Oak Work Surface

Please Note: Desks Priced Per Desk, But Sold (2) Per Carton.

SO = SPECIAL ORDER



DESK SURFACES AVAILABLE SPECIAL ORDER:

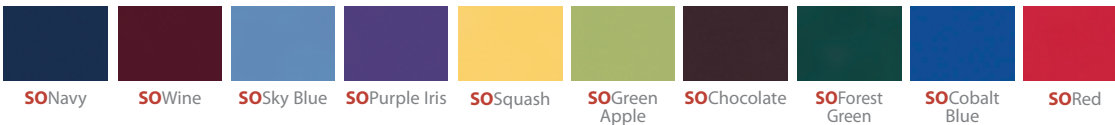


SOMaple **SO**Medium Oak



SOWalnut **SO**Gray
Nebula

COLORS AVAILABLE SPECIAL ORDER:



SONavy **SO**Wine **SO**Sky Blue **SO**Purple Iris **SO**Squash **SO**Green Apple **SO**Chocolate **SO**Forest Green **SO**Cobalt Blue **SO**Red

785 Series™ STUDENT DESKS

VIRCO 10 YEAR WARRANTY

Adjustable height, open-front student desks
feature a tubular steel frame and built-in
plastic book box.

OPEN-FRONT STUDENT DESK

SKU: **SO785★**

- High Pressure Laminate Top
 - Plastic Book Box
- 24"W x 18"D x 23-31"H
List: \$282.00

Please Note: Desks Priced Per Desk,
But Sold (2) Per Carton.

SO = SPECIAL ORDER



Gold Stars Indicate
Product New for 2022.



#785
Shown In Maple Top
w/Char Black Frame



#785
Shown In Medium Oak Top
w/Char Black Frame



DESK SURFACES AVAILABLE SPECIAL ORDER:



SOMaple



SOMedium Oak

Frame Finishes Available:

SOSilver Mist, **SO**Chrome & **SO**Char Black

PLEASE CALL YOUR SALES REP FOR DETAILS & LEAD TIMES. PRICING SUBJECT TO CHANGE.



STACKS
12 HIGH

#9018

18"

Classic Series™ STACK CHAIRS

The instantly recognizable Classic Series™ chair is constructed from highly durable, long-lasting injection-molded polyethylene. Chairs feature tubular steel frame with one-piece molded polyethylene shell.



**Matching
Chair Desks
Page 245**

SO = SPECIAL ORDER

STUDENT CHAIR 18" SEAT HEIGHT

SKU: **SO9018**
18¾"W x 21½"D x 30⅝"H
List: \$158.00

STUDENT CHAIR 16" SEAT HEIGHT

SKU: **SO9016**
16¾"W x 19½"D x 27"H
List: \$151.00

STUDENT CHAIR 14" SEAT HEIGHT

SKU: **SO9014**
14⅞"W x 17⅝"D x 22⅜"H
List: \$134.00

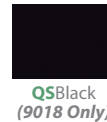
STUDENT CHAIR 12" SEAT HEIGHT

SKU: **SO9012**
14⅝"W x 15"D x 20⅜"H
List: \$134.00

STUDENT CHAIR 10" SEAT HEIGHT

SKU: **SO9010**
14⅝"W x 15"D x 18⅜"H
List: \$134.00

COLORS & FRAMES AVAILABLE:



QSBlack
(9018 Only)



QSNavy




QSChrome
(Frame)

COLORS & FRAMES AVAILABLE SPECIAL ORDER:



SORed



SOWine




SOSky Blue




SOPurple Iris




SOSquash



SOGreen Apple



SOChocolate



SOForest Green



SOCobalt Blue



SOGraphite
(9018 Only)



Please Note: All Chairs Priced Per Chair, But Sold 4 Per Carton.

VIRCO 10 YEAR WARRANTY

MEETS OR EXCEEDS
ANSI BIFMA
STANDARDS



Zuma Series FLOOR ROCKER

Depending on the task, sitting low to the ground may just be what's needed to create a comfortable and effective learning environment. We've taken this idea and rocked it with a compelling and versatile complement to the classroom that meets kids on their level.

FLOOR ROCKER

SKU: **SOZFLROCK18**
• 5th Grade to Adult
18"W x 22½"D x 19½"H
List: \$331.00

FLOOR ROCKER

SKU: **SOZFLROCK15**
• K to 4th Grade
16"W x 21"D x 17¼"H
List: \$301.00



#ZFLROCK18



#ZFLROCK15


VIRCO 10 YEAR WARRANTY



ZUMA SERIES - COLORS AVAILABLE SPECIAL ORDER:



MEETS OR EXCEEDS
ANSI BIFMA
STANDARDS



SOGreen Apple



SOWine



SOSky Blue




SOPurple Iris




SOSquash



SORed



SOChocolate



SOForest Green



SOCobalt Blue



SOGraphite

Mobile Screenflex STANDARD ROOM DIVIDERS

Our best-selling divider provides the flexibility to divide rooms, display material, and absorb sound. With tackable panels and exceptional stability, the Standard divider is the solution for your room dividing needs. The dividers arrive fully assembled and roll on caster wheels into position. Choose from 6 heights and 6 lengths to meet your needs. Room dividers are available in a vinyl or fabric covering. The designer fabrics are treated with Scotchgard™ Fabric Protector to resist dirt and stains. Features black metal trim, hinges and caster covers. Manufacturer's Lifetime Warranty.



COMMERCIAL EDITION DIVIDERS - Specify color code when ordering

Length	Height					
	4'-0"	5'-0"	6'-0"	6'-8"	7'-4"	8'-0"
5'-9"	QSCFSL403	QSCFSL503	QSCFSL603	QSCFSL683	QSCFSL743	QSCFSL803
9'-5"	QSCFSL405	QSCFSL505	QSCFSL605	QSCFSL685	QSCFSL745	QSCFSL805
13'-1"	QSCFSL407	QSCFSL507	QSCFSL607	QSCFSL687	QSCFSL747	QSCFSL807
16'-9"	QSCFSL409	QSCFSL509	QSCFSL609	QSCFSL689	QSCFSL749	QSCFSL809
20'-5"	QSCFSL4011	QSCFSL5011	QSCFSL6011	QSCFSL6811	QSCFSL7411	QSCFSL8011
24'-1"	QSCFSL4013	QSCFSL5013	QSCFSL6013	QSCFSL6813	QSCFSL7413	QSCFSL8013

Mobile Screenflex CLEAR DIVIDERS

This movable clear acrylic divider provides division with vision. The 3/16" acrylic see-through panels are wet erase compatible. Use the optional Multi-Unit Connector to secure clear or fabric dividers together to create a longer wall.



CLEAR DIVIDERS*

Length	Height - 6'-2"
3'-4"	QSCRD1
10'-0"	QSCRD3

Multi-Unit Connector option - #GL
Hanging Dry Erase Marker board option - #MBF


Heavy-Duty Available-Call For Details
All Items On This Page Available By Quickship

*Available In 5 x 7 Panels: Clear, Half-Frosted & Fully Frosted


PLEASE CALL YOUR SALES REP FOR DETAILS, LEAD TIMES & PRICING.



COMMERCIAL DESIGNER FABRICS



ROYAL VINYL



Please Note: Terms For Quickship Are 5 Business Days
For Room Dividers In Fabric, 10 Business Days For Vinyl
and Display Towers (+Shipping Time).



A. D.O.C Mobile Room Partition & Display Panel – Versatile multi-purpose partitions let you divide, organize, and customize any work or display area. Mobile double-sided boards available in magnetic porcelain steel or Dura-Rite® HPL white board. Modern aluminum trim includes slat panel.

B. Platinum Mobile Reversible Board – Get up to twice the functional space as a traditional wall-mount board with this versatile mobile reversible board. Double-sided board available in magnetic porcelain steel, providing superior writability and erasability, or long-lasting and economical Dura-Rite® HPL white board.

White Boards - Symbol Key
See Page 1 For Detailed Information

QS = QUICKSHIP

C. Visionary® Move Mobile Magnetic Glass Board – Double-sided glass mobile board is a contemporary communication tool. Tempered safety glass ideal for any environment. Accepts rare earth magnets. Available in platinum trim white or black glass.

Colors In Stock: BK Black, WH White






A. D.O.C MOBILE ROOM PARTITION & DISPLAY PANEL					
QS661ADDD	Porcelain Steel	4'W x 6'H	120 lbs	\$1,048.00	
QS661ADHH	Dura-Rite®	4'W x 6'H	100 lbs	\$800.00	
QS661AGDD	Porcelain Steel	6'W x 6'H	180 lbs	\$1,444.00	
QS661AGHH	Dura-Rite®	6'W x 6'H	160 lbs	\$1,002.00	
B. PLATINUM MOBILE REVERSIBLE BOARD					
QS669RUDD	Porcelain Steel	30'W x 40'H	66 lbs	\$1,048.00	
QS669RUHH	Dura-Rite®	30'W x 40'H	56 lbs	\$856.00	
QS669RGDD	Porcelain Steel	4'W x 6'H	147 lbs	\$1,615.00	
QS669RGHH	Dura-Rite®	4'W x 6'H	104 lbs	\$1,222.00	
C. VISIONARY® MOVE MOBILE MAGNETIC GLASS BOARD					
QS74950	Gloss White/Platinum	3'W x 4'H	156 lbs	\$1,235.00	
QS74951	Gloss White/Platinum	6'W x 4'H	360 lbs	\$2,134.00	
QS74950B	Gloss Black/Platinum	3'W x 4'H	156 lbs	\$1,235.00	
QS74951B	Gloss Black/Platinum	6'W x 4'H	360 lbs	\$2,134.00	



FEATURES

- Compatible with any dry/wet-erase marker, grease pen, etc. Easily cleans without ghosting or staining. Accepts rare earth magnets.
- Simple and sturdy mounting devices are padded to protect surface.
- Includes aluminum accessory tray, set of magnets, and eraser. Optional glass accessory tray available separately.
- New brass colored mounts available to elevate the style of your Visionary®.
- Fifty year limited warranty. SCS Certified Indoor Advantage Gold-Furniture. Indoor Advantage Gold certification is SCS Global Services' highest level of indoor air quality performance for furniture.

Colors In Stock: BK Black, WH White

A. VISIONARY® MAGNETIC GLASS DRY ERASE WHITE BOARD				
QS83843 	Gloss White	3'W x 2'H	19 lbs	\$181.00
QS83844	Gloss White	4'W x 3'H	42 lbs	\$370.00
QS83845	Gloss White	6'W x 4'H	79 lbs	\$769.00
QS83846	Gloss White	8'W x 4'H	104 lbs	\$980.00
B. VISIONARY® BLACK MAGNETIC GLASS DRY ERASE BOARD				
QS84061 	Gloss Black	3'W x 2'H	19 lbs	\$279.00
QS84062	Gloss Black	4'W x 3'H	42 lbs	\$475.00
QS84064	Gloss Black	6'W x 4'H	79 lbs	\$769.00
QS84065	Gloss Black	8'W x 4'H	104 lbs	\$980.00
C. VISIONARY® HIERARCHY MAGNETIC GLASS DRY ERASE BOARD				
QS83844H	Specify Color	4'W x 3'H	42 lbs	\$398.00
QS83845H	Specify Color	6'W x 4'H	79 lbs	\$831.00
QS83846H	Specify Color	8'W x 4'H	104 lbs	\$1,058.00
D. GLASS ACCESSORY TRAY				
QS572 	Clear	12"W x 1"H x 4"D	2 lbs	\$59.00
E. VISIONARY® BRASS FINISH MOUNTS				
QS8574V 	(Set of 4)	For 4"W x 3"H Boards	2 lbs	\$74.00
QS8574V6 	(Set of 6)	For 6"W x 4"H Boards	2 lbs	\$108.00
QS8574V8 	(Set of 8)	For 8"W x 4"H Boards	2 lbs	\$141.00

C



A. Visionary® Magnetic Glass Dry Erase Board – Modernize your space with a functional and contemporary image. Visionary boards provide the best of a quality whiteboard with smart style. Borderless and seamless, in glossy white. Tempered safety glass ideal for use in any environment. Accepts rare earth magnets.

B. Visionary® Black Magnetic Glass Dry Erase Board – Ultra durable gloss black glass magnetic marker board is a contemporary communication tool providing the highest quality writing and erasing experience. Tempered safety glass for use in any environment. Accepts rare earth magnets.

C. Visionary® Hierarchy Magnetic Glass Dry Erase Board – Smooth and cool gloss magnetic glass now available in a variety of colors to match your environment. Please specify color when ordering: Red (HRED), Orange (HORG), Yellow (HYLW), Green (HGRN), Blue (HBLU), Navy (HNVY), or Purple (HPUR). Tempered safety glass for use in any environment. Accepts rare earth magnets.

D. Glass Accessory Tray – The ideal stylish accessory for any of the Visionary® magnetic glass boards. Made with white glass, the tray mounts wherever it is needed.

White Boards - Symbol Key
See Page 1 For Detailed Information

QS = QUICKSHIP



E. Visionary® Brass Finish Mounts – Modern brass finish hardware adds an extra chic element to any Visionary® Magnetic Glass Board.





Hannah *PATIENT TREATMENT CHAIR*

- Heavy duty steel, lay flat mechanism
- Back angle infinitely adjustable with pneumatic control
- Features 4 heavy duty (2 lockable) casters for easy mobility
- 830 includes Trendelenburg mechanism providing negative 3° in flat position and pull-out foot tray for patient transport
- 831 has similar features to the 830 without the Trendelenburg or foot tray
- Rated to 500 lbs. (Bariatric models rated to 750 lbs. available)

SKU	DESCRIPTION	DIMENSIONS
SO830	Patient Treatment Chair	33"W x 39"D x 44"H
SO831	Patient Room Recliner	33"W x 39"D x 44"H

Options Available

SODPS	Double Pivot Tablet	24"W x 7"D x 7¼"H
SOLPT	Large, Single Pivot Tablet	27"W x 9½"D x 7¼"H
SOPL	IV Pole with Holder	11"W x 2¾"D x 55½"-90½"H
SOBB	Black Push Bar	24"W x 4½"D x 1"H



Harmony *DAY BED*

- Wall-saver design extends into sleep position
- Lift the front of seat and pull out base to convert to a 78" bed
- Lift chair back and roll forward to convert unit back to chair

SKU	DESCRIPTION	DIMENSIONS
SO822	Day Bed	46½"W x 39-78"D x 35"H

Heavy-Duty Steel, Lay Flat Mechanism

Ample Storage Under
Seat For Sheets,
Pillows, Blankets, Etc.



**All Items On This Page
Available by Special Order**
Contact Us for Details

Eve Harbor *COLLABORATIVE SEATING*

HPFi

High Point, USA



Eve Harbor provides a contemporary solution to collaborative workspaces when more privacy is needed. Harbor offers private areas that fall between "open" and "closed" space. 48" high K-shaped or D-shaped side panels and backs offer a little privacy in lobbies, lounges and waiting areas, or mix with Eve Oasis with 48" high upholstered backs. Brushed aluminum cylinder legs are standard, wood legs available at the same price.

SKU	DESCRIPTION	DIMENSIONS
SO5817	Sofa, K-Shaped End Panels	25½"W x 33"D x 48"H
SO5818	Sofa, K-Shaped End Panels	48½"W x 33"D x 48"H
SO5819	Sofa, K-Shaped End Panels	70"W x 33"D x 48"H
SO5877	Chair, D-Shaped End Panels	25½"W x 33"D x 48"H
SO5878	Loveseat, D-Shaped End Panels	48½"W x 33"D x 48"H
SO5879	Sofa, D-Shaped End Panels	70"W x 33"D x 48"H
SO5811	Chair, Arms & Back Panel	30"W x 33"D x 48"H
SO5812	Loveseat, Arms & Back Panel	53"W x 33"D x 48"H
SO5813	Sofa, Arms & Back Panel	76"W x 33"D x 48"H
SO5814	Armless Chair, Back Panel	22½"W x 33"D x 48"H
SO5815	Armless Loveseat, Back Panel	45½"W x 33"D x 48"H
SO5816	Armless Sofa, Back Panel	67"W x 33"D x 48"H
SO1554	Square Ottoman	20"W x 20"D x 18"H
SO5600	Parsec Pull-Up Table	18"W x 12"D x 25½"H
SOST4824D	Spencer Dining Table	48"W x 24"D x 29"H
SOST4824F	Spencer Coffee Table	48"W x 24"D x 18"H



Flex Tiered *COLLABORATIVE SEATING*



Flex Tiered Seating and walls offer comfortable, multi-level seating for groups to assemble for impromptu meetings or casual gatherings. Add a shelf to the back of the wall to allow standing height work venue. Ideal for classrooms, conference rooms, lounge or open atrium areas. Easily reconfigures to maximize spacing and social distancing. Flex tiered units can be ordered in fabric, wood or wood/fabric. Add power to most units on vertical surface with combination 110-volt and active USB port for recharging mobile devices.

SKU	DESCRIPTION	DIMENSIONS
SO2182	2-Tiered Wood, Cubby Storage	37"W x 40½"D x 34¾"H
SO2002	2-Tiered Seat	37"W x 40½"D x 34¾"H
SO2003	3-Tiered Seat	37"W x 40½"D x 34¾"H
SO2092W	Wall for Flex Linear Unit	37"W x 10"D x 48"H
SOBS92	Laminate Shelf for 2092 Wall	37"W x 10"D x 1"H

UPHOLSTERIES AVAILABLE:

Graphite	Cordovan	Balsa	Apple Green	Straw	Williamsburg	Steel	Chili

WOOD FINISHES AVAILABLE:

Driftwood	Monticello Maple	Boardwalk	Shoreline	Mahogany	Windsor Cherry

PLEASE CALL YOUR SALES REP FOR DETAILS, LEAD TIMES & PRICING.

SEATING | HOSPITALITY • RECEPTION • GUEST 251

Vault SERIES

9to5[®]
seating



Pictured In Black T01
Fabric w/Aqua Mesh
Back

VAULT MID BACK CHAIR W/BLACK FRAME

SKU: **QS1460K2**

- Enhanced knee-tilt
- 2-Way adj. arm, ratchet height adjustment w/fixed arm pad (A40)

Overall: 24½-26"W x 25"D x 39½-46½"H

Seat: 20"W x 16-1½"D x 17½-22"H

List: 763.00 (Grade T01)

VAULT MID BACK CHAIR W/BLACK FRAME

SKU: **QS1460Y1**

- Simple synchro
- Black, 2 way height adj. Arms (A8B)

Overall: 24½-26"W x 25"D x 39½-46½"H

Seat: 20"W x 16-18½"D x 17½-22"H

List: \$648.00 (Grade T01)

VAULT MID BACK CHAIR W/BLACK FRAME

SKU: **QS1460Y3** (Not Pictured)

- Full synchro
- Black, 2 way height adj. Arms (A8B)

Overall: 24½-26"W x 25"D x 39½-46½"H

Seat: 20"W x 16-18½"D x 17½-22"H

List: \$708.00 (Grade T01)



#1460Y1

Pictured In Black
T01 Fabric
w/Apple Mesh Back

QS = QUICKSHIP



Vault Colors Available: Apple, Aqua, Cloud, Crimson, Dove, Electric Blue, Latte, Lemon, Tangerine & Onyx



Bella SERIES

SO = SPECIAL ORDER



#1325



#1326

BELLA ARMLESS GUEST, NESTING CHAIR W/SILVER FRAME

SKU: **SO1320** (Plastic Back)

SKU: **SO1370** (Mesh Back)

Overall: 21"W x 26"D x 33"H

Seat: 18"W x 16"D x 18"H

Plastic Back List: \$350.00

Mesh Back List: \$415.00 (Not Pictured)

Bella Colors Available: Black Swan, White Whisper, Federal Blue, Crimson Red, Lemon Yellow, Dove, Cloud, Lagoon, Apple Green, Tangerine Orange, Latte, Azure Blue

BELLA ARMLESS GUEST, STACK CHAIR W/BLACK FRAME

SKU: **SO1310** (Plastic Back)

SKU: **SO1360** (Mesh Back)

Overall: 21"W x 26"D x 33"H

Seat: 18"W x 16"D x 18½"H

Plastic Back List: \$285.00

Mesh Back List: \$350.00 (Not Pictured)

- Perfect for collaborative, meeting, training and breakroom spaces
- Back styles include all plastic or mesh
- Choice of plastic or upholstered seat - (Priced w/Plastic Seat)
- 2 powder coated frame finishes
- 12 plastic colors - Black only on mesh back models
- Warranted to 300 lbs.
- CAL TB 133 Fire Code approved



BELLA MID BACK CHAIR W/BLACK FRAME

SKU: **SO1325** (Plastic Back)

SKU: **SO1375** (Mesh Back)

Overall: 26"W x 26"D x 32½-37½"H

Seat: 18"W x 16"D x 18-23"H

Plastic Back List: \$465.00

Mesh Back List: \$530.00 (Not Pictured)

BELLA MID BACK STOOL W/BLACK FRAME

SKU: **SO1326** (Plastic Back)

SKU: **SO1376** (Mesh Back)

Overall: 26"W x 26"D x 40-50"H

Seat: 18"W x 16"D x 25½-35½"H

Plastic Back List: \$590.00 (Not Pictured)

Mesh Back List: \$655.00



#1320

#1310

Neo SERIES

- Simple, clean design lines; Warranted to 300 lbs.
- Adjustable lumbar and seat slider standard
- Pull handle for easy mobility in collaborative spaces
- Y1 Simple Synchro, M4 Mesh & A23 Arms
- Choice of three plastic colors-white, black and graphite gray



#3160
Pictured In Crimson
w/Gray Frame



NEO HIGH BACK, MESH CHAIR W/HIGH PROFILE NYLON GRAY BASE

SKU: **SO3160**

- Adjustable lumbar
- Seat Slider
- Adjustable Arms

Overall: 25½"W x 25½"D x 37½-42"H

Seat: 19½"W x 17½-20"D x 17½-22"H

Black Frame - List: \$600.00

White or Gray Frame - List: \$625.00



Neo Colors Available:

Crimson, Cloud, Latte, Lemon,
Apple, Tangerine, Electric Blue,
Onyx, Aqua & Dove Gray



Pictured in Cloud
w/White Frame



Luna SERIES

- 2019 ADEX Platinum Award Winner for Task Seating
- Task, stool, conference and collaborative seating
- Sleek contemporary design; Aluminum accents standard
- Fully ergonomic and stylish design at a budget conscious price



#3460
Pictured In Cloud
w/Black Frame

A45 Arms

LUNA HIGH BACK, MESH CHAIR W/BLACK BASE

SKU: **SO3460**

- Seat slider standard
- Height adjustable lumbar available
- W1 weight balanced synchro
- Dove Gray mesh
- Adjustable arms

Overall: 27"W x 27"D x 40-44½"H

Seat: 20"W x 16½-19½"D x 16-20½"H

Black Frame - List: \$710.00

Gray Frame - List: \$735.00



SO = SPECIAL ORDER



Pictured in Aqua



Luna (M4 Mesh) Colors Available: Crimson, Cloud, Latte, Lemon,
Apple, Tangerine, Electric Blue, Onyx, Aqua & Dove Gray

UL 1-Hour *LATERAL FILES*

UL 1-Hour Class. Products undergo exhaustive testing procedures passing fire hazard tests which expose the file to temperatures of 1700 degrees for one hour resulting in the internal temperature not exceeding 350 degrees. File folders not included. Manufacturer limited lifetime warranty. **Free After-Fire Replacement Guarantee.**

4 DRAWER FILE - LETTER/LEGAL

SKU: QS43122C
31 $\frac{3}{16}$ "W x 22 $\frac{1}{8}$ "D x 52 $\frac{3}{4}$ "H
Weight: 794 lbs.
List: \$7,116.00

4 DRAWER FILE - LETTER/LEGAL

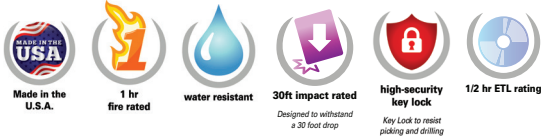
SKU: QS43822C
37 $\frac{1}{2}$ "W x 22 $\frac{1}{8}$ "D x 52 $\frac{3}{4}$ "H
Weight: 907 lbs.
List: \$8,389.00

4 DRAWER FILE - LETTER/LEGAL

SKU: QS44422C
44 $\frac{1}{2}$ "W x 22 $\frac{1}{8}$ "D x 52 $\frac{3}{4}$ "H
Weight: 1,019 lbs.
List: \$9,973.00

Finish In Stock: Parchment

Please Note: 2 & 3 Drawer Files Also Available



UL 1-Hour *VERTICAL FILES*

UL-1 Hour Class 350 Fire Rating. While the main focus of FireKing®'s classic vertical filing cabinets is their fire rated design, they are also attractive and functional, making them an ideal asset to your home or business. This design makes each drawer a separate insulated container. FireKing® offers an asbestos-free, dry insulation. Product is equipped with UL listed high-security Medeco® locks. Manufacturer's limited lifetime warranty. **Free After-Fire Replacement Guarantee.**



QS = QUICKSHIP

31 $\frac{1}{2}$ " - DEEP FILES

Finishes In Stock: Parchment & Black

2 DRAWER FILE - LEGAL

SKU: QS22131C
20 $\frac{3}{4}$ "W x 31 $\frac{1}{16}$ "D x 27 $\frac{3}{4}$ "H
Weight: 383 lbs.
List: \$3,679.00

2 DRAWER FILE - LETTER

SKU: QS21831C
17 $\frac{3}{4}$ "W x 31 $\frac{1}{16}$ "D x 27 $\frac{3}{4}$ "H
Weight: 348 lbs.
List: \$3,584.00

4 DRAWER FILE - LEGAL

SKU: QS42131C
20 $\frac{3}{4}$ "W x 31 $\frac{1}{16}$ "D x 52 $\frac{3}{4}$ "H
Weight: 664 lbs.
List: \$5,727.00

4 DRAWER FILE - LETTER

SKU: QS41831C
17 $\frac{3}{4}$ "W x 31 $\frac{1}{16}$ "D x 52 $\frac{3}{4}$ "H
Weight: 603 lbs.
List: \$5,591.00



#41831C

25" - DEEP FILES

2 DRAWER FILE - LETTER

SKU: QS21825C
17 $\frac{3}{4}$ "W x 25"D x 27 $\frac{3}{4}$ "H
Weight: 287 lbs.
List: \$2,936.00

2 DRAWER FILE - LEGAL

SKU: QS22125C
20 $\frac{3}{4}$ "W x 25"D x 27 $\frac{3}{4}$ "H
Weight: 326 lbs.
List: \$2,984.00

4 DRAWER FILE - LETTER

SKU: QS41825C
17 $\frac{3}{4}$ "W x 25"D x 52 $\frac{3}{4}$ "H
Weight: 508 lbs.
List: \$4,707.00

4 DRAWER FILE - LEGAL

SKU: QS42125C
20 $\frac{3}{4}$ "W x 25"D x 52 $\frac{3}{4}$ "H
Weight: 551 lbs.
List: \$4,778.00



#21825C

Custom Complimentary Pulls Are Available for Special Order Finishes

SPECIAL ORDER FINISHES:




★ Amber Cherry



★ Barnwood Chestnut



★ Blond Pine



★ Classic Walnut



★ Colonial Pine



★ Light Chestnut



★ English Chestnut



★ Knotty Pine



★ Light Walnut



★ Traditional Cherry



SO = SPECIAL ORDER
★ Gold Stars Indicate Product New for 2022.



★ Calcutta Marble

PLEASE CONTACT YOUR LOCAL SALES REPRESENTATIVE FOR DETAILS



1 hr fire rated



UL 2 hr fire rated



UL 30ft impact rated



water resistant



1/2 hr ETL rating



high-security key lock



#4P1831C

Patriot File - *AMERICAN MADE*



The economical solution for protecting your business. Priced for today's economy yet features FireKing® Internationals signature integrity and high quality, and has been awarded the prestigious UL class 350° one hour 1700 degree fire rating with impact. File folders not included. 10 Year Limited Warranty.

**FINISHES
IN STOCK:**



BK Black



PA Parchment



4 DRAWER FILE - LETTER

SKU: **QS4P1831C**

17¾"W x 31⅞"D x 52¾"H

Weight: 603 lbs.

List: \$4,066.00

4 DRAWER FILE - LEGAL

SKU: **QS4P2131C**

20¾"W x 31⅞"D x 52¾"H

Weight: 664 lbs.

List: \$4,263.00

4 DRAWER FILE - LETTER/LEGAL

SKU: **QS4P1825C**

17¾"W x 25"D x 52¾"H

Weight: 508 lbs.

List: \$3,606.00

** Please Note:*

2 Drawer Files Also Available
Through Quickship

Finishes In Stock:

Parchment & Black

**Need Help With The Heavy Lifting?
FireKing White Glove Delivery Service**

Please Call Your Local Sales Rep For Details!

UL 1-Hour *TURTLE FILES*

Each and every highly-durable fire rated file cabinet has been meticulously designed and tested to offer the highest quality asset protection, coupled with flexible filing capabilities for your most important legal or letter-sized documents. Two person delivery required. File folders not included. Manufacturer limited lifetime warranty.

Finishes In Stock: Parchment, Arctic White & Black

2 DRAWER FILE - LETTER/LEGAL

SKU: **QS2R1822C**

17¾"W x 22⅞"D x 27¾"H

Weight: 251 lbs.

List: \$1,690.00

4 DRAWER FILE - LETTER/LEGAL

SKU: **QS4R1822C**

17¾"W x 22⅞"D x 52¾"H

Weight: 435 lbs.

List: \$2,969.00



1/2 hr ETL rating
Verified to protect
hard drives, CDs,
DVDs flash drives,
thumb drives from
exposure to heat



Drawer
Detail



#2R1822C



#4R1822C



#CF7236DPA



#CF7236MDPA

1-Hour *FIRE RESISTANT STORAGE CABINETS*

FireKing®'s durable Fire Rated Storage Cabinets with adjustable shelves are designed specifically to protect your oversized documents, binders, end-tab filing and other invaluable items. Each and every cabinet is manufactured in the USA and comes with a UL 1-Hour Class 350 Fire Rating.

Finish In Stock: Parchment

STORAGE CABINET

SKU: **QSCF7236D**

• 4 Adjustable shelves

36"W x 19¼"D x 72"H

Weight: 892 lbs.

List: \$7,585.00

STORAGE CABINET

SKU: **QSCF4436D**

• 2 Adjustable shelves

36"W x 19¼"D x 44"H

Weight: 620 lbs.

List: \$5,121.00

STORAGE CABINET W/END-TAB FILING

SKU: **QSCF7236MD**

• 6 Fixed shelves

36"W x 19¼"D x 72"H

Weight: 948 lbs.

List: \$8,853.00

STORAGE CABINET W/END-TAB FILING

SKU: **QSCF4436MD**

• 3 Fixed shelves

36"W x 19¼"D x 44"H

Weight: 698 lbs.

List: \$5,733.00



QS = QUICKSHIP



Intellicare Healthcare Furniture manufactures quality furnishings built specifically for the needs of residents and patients that enhance safety and accessibility. We also understand how stylish design can enhance an interior and make residents, staff and visitors feel welcome and comfortable. We create customized solutions for your particular needs, budget, space, and environment.

We have products meant for heavy use with durability second to none!

Bedside Tables



Height Adjustable Tables



SPECIAL ORDER



Lounge & Dining Chairs

CONTEMPORARY VALUE SERIES

By **CANDEX**
CUSTOM CORP.

Looking for office furniture that is both simply stylish and durable? Look no further than the Contemporary Value Series by Candex, who is known for custom made quality and durability. Coming in nine finish options, you can create the ideal office that works for you.



NEO SEATING SERIES

By **9to5**
seating

- Simple, clean design lines; Warranted to 300 lbs.
- Adjustable lumbar and seat slider standard
- Pull handle for easy mobility in collaborative spaces
- Y1 Simple Synchro, M4 Mesh & A23 Arms
- Choice of three plastic colors-white, black and graphite gray



Various Colors To Bright Up Your Office



Together We Can Design Something Unique For *You*